

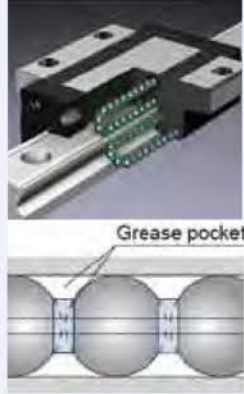
P PROFILED RAIL

ENDURANCE TECHNOLOGYSM

Endurance Technology features are designed for maximum durability to provide extended service life.

RECIRCULATING BALL BEARINGS

- Recirculating ball bearings are used to reduce friction and extend actuator life
- Ball bearings with a grease pocket between ball elements, reduces friction, noise and maintenance
- Large permissible moment loads
- Low profile recirculating ball bearings
- High speed operation, low heat generation
- High precision, smooth, low friction motion



INTERNAL MAGNETS

- Standard feature that allows sensor installation on the open side or bottom of the extrusion

LOW CARRIER HEIGHT

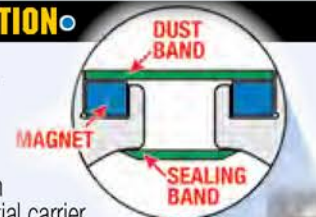
- Reduces overall cylinder envelope
- Large mounting pattern for high load stability

ADJUSTABLE CUSHIONS

- Easy screw adjustment for smooth deceleration protecting actuator from high stress at end-of-stroke
- Adjustable cushions with retained stainless steel needle screw for increased safety

NON-WEAR BAND RETENTION

- Magnetically retained bands are not subject to wear as are mechanically retained systems
- Immediate band engagement and release results in less drag on piston for lower breakaway force during initial carrier movement



RETAINED DUST BAND

- Retained dust band keeps contaminants from entering the cylinder interior, protecting components for reduced maintenance and increased uptime

DUST WIPER

- Formed end cap and side dust wipers keep contaminants from entering the cylinder's internal area


POSITIVE POSITION SEALS

- Sturdy U-cup base section assures positive positioning of seal lip for better sealing and less seal wear
- Made of custom formulated polyurethane for pliable, wear resistant seal lip



STAINLESS STEEL BANDS

- Both interior sealing band and exterior dust band made of fatigue resistant stainless steel



STAINLESS STEEL IS DURABLE, FLEXIBLE AND CORROSION RESISTANT

- Does not stretch like bands made of rubber or polymer materials
- Stainless steel sealing bands resist blow out during pressure spikes that may occur during high velocity cushioning

PORTING CHOICES

- 4-ported heads are standard to allow air connections on side, top or end
- Single-end porting allows convenient one end air connection
- NPT, Metric Parallel (ISO-G/BSP) & Metric Taper (Rc/BST) available on both metric and inch (US standard) mount actuators

DIRECT MOUNT


- Head bolts are tapped for direct mounting

INCH OR METRIC MOUNTING

- Your choice of inch (US standard) or metric fasteners for carrier and head bolt mounting

ISOLATED PISTON

- Unique design isolates the piston from the applied load, extending the service life of the piston seals



- Piston remains isolated even when the carrier is deflected under load
- Piston bracket and carrier feature single piece extrusions, reducing failure points

NOTE: Boxed letters indicate ordering codes

OPTIONS



AUXILIARY CARRIER **DW**

- 2X higher Fz (load) capacity
- High bending moment capacity



TUBE CLAMPS **TC**

- Used for intermediate support
- Flush with bottom of actuator to retain low profile
- Drop-in, adjustable mounting locations



FOOT MOUNTS **FM**

- For end mounting of MXP band cylinder
- Use to bottom or side mount actuator



SHOCK ABSORBERS **AL SL AH SH**

- Allows increased operating speed and load
- Self-compensates for load or speed changes
- Minimizes impact load to equipment
- Fixed or adjustable position shocks



SINGLE-END PORTING **S**

- Convenient single-end air connection (not available on MXP16)



SWITCHES

- Wide variety of sensing choices: Reed, Solid State PNP or NPN, all available normally open or normally closed
- Flush mount, drop-in installation, anytime
- Bright LEDs, power & signal indication
- CE rated, RoHS compliant