

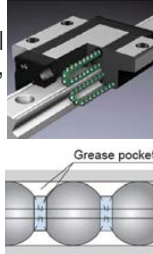
PROFILED RAIL RODLESS ELECTRIC ACTUATORS

MXE-P

The MXE-P rodless electric screw-drive actuator is designed for applications requiring moderate to heavy load carrying and guidance. The MXE-P actuator features a profiled rail system with recirculating ball linear guides for optimal performance.

RECIRCULATING BALL BEARINGS

- Recirculating design with a grease pocket between ball elements to reduce friction, noise, maintenance and extend actuator life
- High speed, high precision operation, with low heat generation and large permissible moment loads



LIGHTWEIGHT ALUMINUM DESIGN

- Clear anodized extrusion design is optimized for rigidity and strength

YOUR MOTOR HERE

- Wide variety of standard motor mounts machined to your motor of choice. Includes mounting hardware and couplers
- Inline or reverse parallel (foldback) motor mounting options

STAINLESS STEEL DUST BAND

- Durable, flexible, fatigue and corrosion resistant stainless steel band is magnetically retained. The dust band keeps contaminants from entering the actuator interior, protecting components for reduced maintenance and increased uptime

MULTIPLE SCREW TECHNOLOGIES

YOU CAN CHOOSE:

- Solid nuts of engineered resins for quiet performance at the lowest cost
- Ball screws offer positioning accuracy and repeatability with longer life, low-backlash available



Available Options:

Mounting

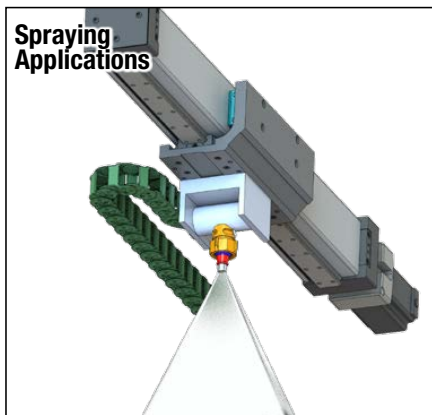
Mounting Plates; Tube Clamps

Carrier

Auxiliary Carrier

Sensors

Reed, Solid State PNP or NPN, flush mount, drop in installation



Applications:

- Adhesive Dispensing
- Applying
- Camera Positioning
- Cutting
- High Speed Flying Cut Off
- Inspecting
- Material Cutting
- Multi Axis
- Parts Transfer
- Pick & Place
- Product Handling
- Slitting
- Stacking
- Storage, Retrieval
- Sorting
- X-Y Gantry, Multi Axis
- Test Functions
- Test Stations
- and many more



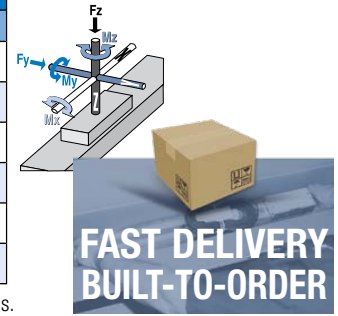
PROFILED RAIL RODLESS ELECTRIC ACTUATORS

STANDARD CARRIER

SIZE	MAX. BENDING MOMENTS						MAX. LOAD				MAX. THRUST			
	M _x		M _y		M _z		F _y		F _z		Solid Nut		Ball Screw	
	N-m	in-lbs	N-m	in-lbs	N-m	in-lbs	N	lb	N	lb	N	lbf	N	lbf
16	4.5	39	38.3	339	38.3	339	966	217	966	217	200	45	—	—
25	14.3	126	56.7	502	42.6	377	1,996	449	1,996	449	756	170	578	130
32	25.6	226	152	1,344	152	1,344	2,531	569	2,531	569	756	170	578	130
40	68.2	604	216	1,913	216	1,913	3,274	736	3,274	736	1,334	300	3,559	800
50	91.7	811	394	3,483	394	3,483	4,510	1,014	4,510	1,014	1,335	300	12,010	2,700
63	115	1,019	603	5,339	603	5,339	5,745	1,292	5,745	1,292	1,779	400	19,127	4,300

NOTE: Auxiliary Carrier option nearly doubles maximum bending moments and load, see [MXE brochure 8300-4000](#) for complete details.

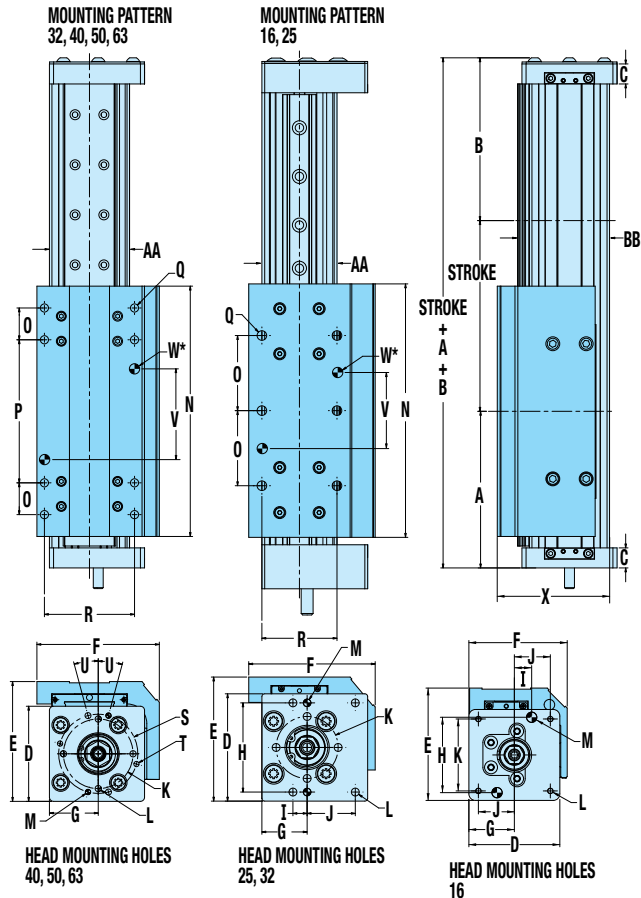
MXE-P



Dimensions

	MXE16	MXE25	MXE32	MXE40	MXE50	MXE63
A	69.1	96.3	100.9	125.2	141.7	211.3
B	72.1	100.6	105.1	130.0	147.8	216.2
C	12.7	23.4	12.7	16.0	33.3	47.8
D	42.2	57.2	55.4	75.9	88.0	110.0
E	52.1	66.1	77.4	95.7	124.5	145.0
F	45.7	67.4	82.6	97.8	117.3	143.5
G	21.1	24.1	30.7	39.1	46.2	58.4
H	35.1	47.5	47.5	-	-	-
I	8.1	7.6	7.6	-	-	-
J	16.8	25.7	25.7	-	-	-
K	33.3	Ø33.0	Ø33.0	Ø55.6	Ø68.3	Ø55.6
L	M3x0.5 (4)	M5x0.8 (8)	M5x0.8 (8)	M6x1.0 (4)	M6x1.0 (4)	M6x1.0 (4)
M	Ø4.78 (2)	Ø4.01 (2)	Ø4.01 (2)	Ø4.80 (2)	Ø4.78 (2)	Ø4.78 (2)
N	110.0	135.0	170.0	200	215.9	207.6
O	40.0	40.0	27.2	25.4	25.4	39.9
P	-	-	85.6	114.3	69.9	130.0
Q	M4x0.7 (6)	M6x1.0 (6)	M8x1.25 (8)	M8x1.25 (8)	M8x1.25 (8)	M10x1.5 (8)
R	28.00	40.00	50.00	72.00	79.38	98.30
S	-	-	-	Ø63.2	Ø76.5	Ø76.5
T	-	-	-	M5x0.8 (4)	M5x0.8 (4)	M5x0.8 (4)
U	-	-	-	15°	15°	15°
V	40.00	40.00	45.00	63.50	38.10	65.00
W*	Ø4.045 / 4.020 ∇ 6.35	Ø6.045 / 6.020 ∇ 6.35	Ø8.045 / 8.020 ∇ 9.53	Ø8.045 / 8.020 ∇ 12.70	Ø8.045 / 8.020 ∇ 12.70	Ø10.045 / 10.020 ∇ 12.70
X	46.0	58.5	77.4	89.7	119.7	140.0
AA	30.00	40.00	54.00	64.00	78.74	100.00
BB	35.50	48.60	62.87	73.50	93.74	115.00

Dimensions in millimeters • See [MXE brochure 8300-4000](#) for complete dimension details



USA

3800 County Road 116
Hamel, MN 55340, USA
Phone: (763) 478-8000
Fax: (763) 478-8080
Toll-Free: **1-800-328-2174**
sales@tolomatic.com
www.tolomatic.com

CHINA

Tolomatic Automation Products
(Suzhou) Co. Ltd.
(ServoWeld® inquiries only)
No. 60 Chuangye Street, Building 2
Huqiu District, SND Suzhou
Jiangsu 215011 - P.R. China
Phone: +86 (512) 6750-8506
Fax: +86 (512) 6750-8507
ServoWeldChina@tolomatic.com

EUROPE

Tolomatic Europe GmbH
Elisabethenstr. 20
65428 Rüsselsheim
Germany
Phone: +49 6142 17604-0
help@tolomatic.eu

COMPANY WITH
QUALITY SYSTEM
CERTIFIED BY DNV GL
= ISO 9001 =
Certified site: Hamel, MN

All brand and product names are trademarks or registered trademarks of their respective owners. Information in this document is believed accurate at time of printing. However, Tolomatic assumes no responsibility for its use or for any errors that may

appear in this document. Tolomatic reserves the right to change the design or operation of the equipment described herein and any associated motion products without notice. Information in this document is subject to change without notice.

Visit www.tolomatic.com for the most up-to-date technical information