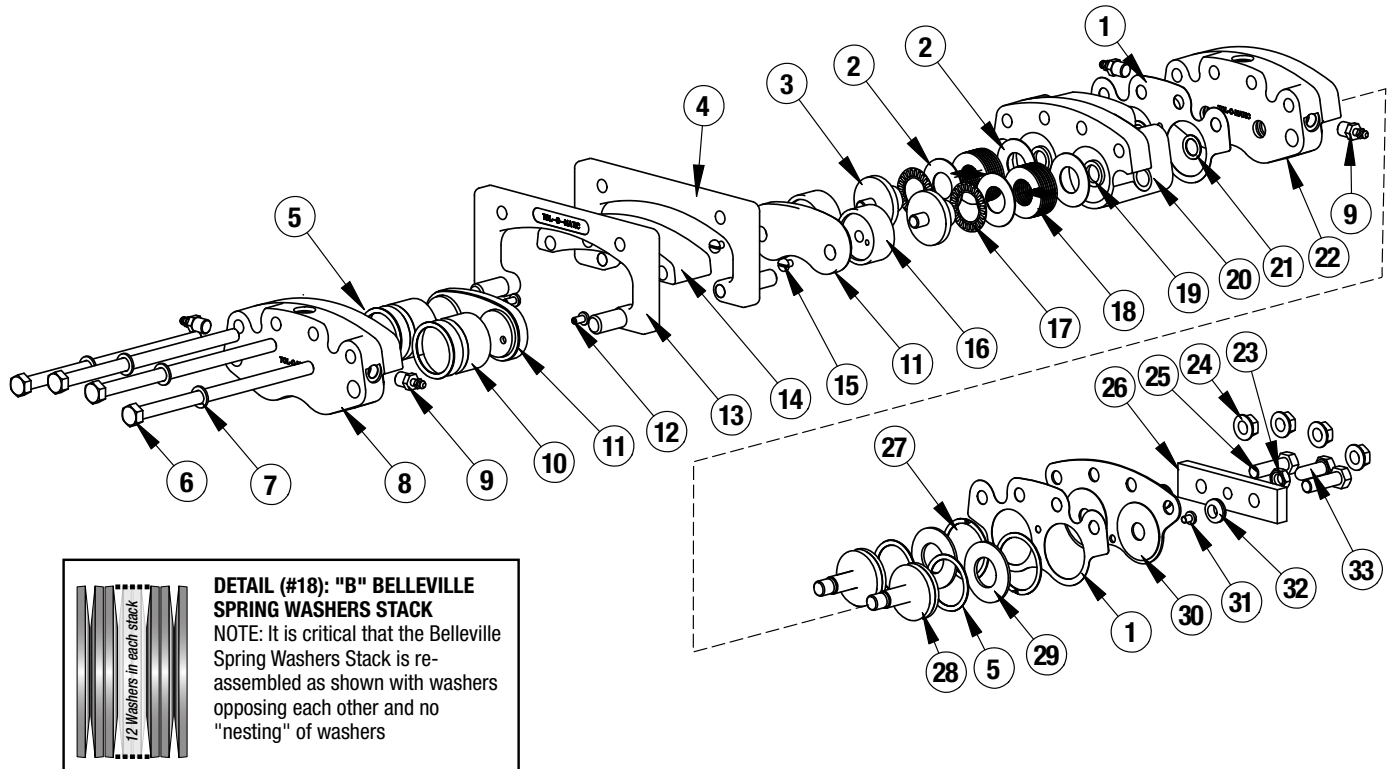


Caliper Disc Brake FS220BI/H220AIJK

 Model: FS220BI/H220AIJK
 0763-0004

Parts List


Item	Part No.	Description	0763-0004
1.	0737-1028	Gasket	2
2.	0740-1007	Washer, Thrust	4
3.	0740-1066	Spring Holder	2
4.	0734-9002	Mounting Bracket Assembly	1
5.	0720-1004	O-Ring, Buna-N	4
6.	0739-1006	Hex Head Bolt, Grade 8	4
7.	0720-1007	Washer, Flat	4
8.	0733-1084	Live Side Housing, Hydraulic Side	1
9.	0740-1002	Screw, Bleeder (Brass)	4
10.	0740-1035	Piston, Hydraulic Side	2
11.	0740-1081	Puck, Friction	2
12.	0720-1026	Pan Head Screw, Brass	2
13.	0734-9001	Mounting Bracket Assembly	1
14.	0733-1118	Spacer for 1.093 Disc	1
15.	0737-1024	Pan Head Screw, Brass	2
16.	0740-1034	PLT, Compensator	2
17.	0200-1214	Thurst Bearing	2

Item	Part No.	Description	0763-0004
18.	0740-9008	Belleville Spring Washers Stack	2
19.	0740-1014	Spacer Ring	2
20.	0738-1003	Housing Spacer	1
21.	0737-1011	O-Ring, Buna-N	2
22.	0737-1003	Live Side Housing, Fail Safe	1
23.	0740-1022	Hex, Jam Nut	1
24.	0720-1008	Flexloc Hex Nut	4
25.	0740-1019	Hex Head Bolt, Grade 5	2
26.	0740-1021	PLT, Retractable	1
27.	0740-1027	Retaining Ring	2
28.	0740-1063	Piston, Fail Safe Side	2
29.	0740-1028	Belleville Spring Washer	2
30.	0737-1021	Cover Plate	1
31.	0740-1024	Pan Head Screw, SS	1
32.	0740-1026	Buna-N Grommet	2
33.	0740-1020	Retractor Screw	1

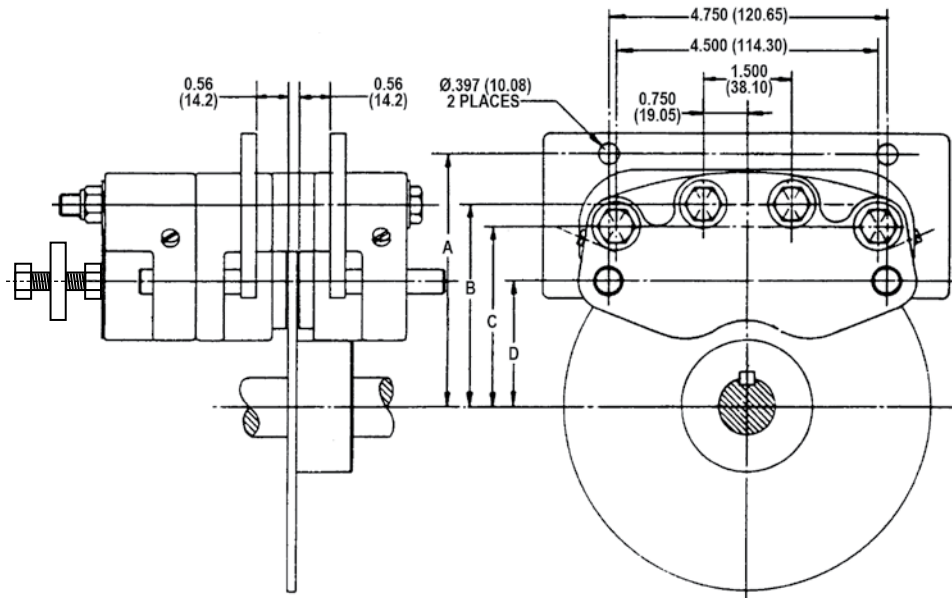
INSTALLATION:

- WARNING** – This Caliper Housing is under Spring Tension. Do not remove bolts without first pressurizing cylinder to retract pistons. After disassembly, release pressure slowly. Do not attempt to retract pistons by tightening bolts on reassembly. Use hydraulic pressure.
- When mounting caliper, connect fluid pressure source to fail safe brake. Bleed the brake by loosening screws on bleeder valves. Then pressurize unit gradually to 750 PSI (51.71 bar). At this pressure the pucks retract into housing creating the right amount of gap for disc.
- Slip brake over disc and align such that puck faces are parallel with the disc. Proper clearance between pucks and disc is 0.010" (0.25 mm) minimum per side to a maximum of 0.031" (0.79 mm) per side when new. Then fasten bracket(s) with 3/8" dia. screws to any fixed member. See diagram for dimensions.
- To prevent excessive wear be sure disc does not rub against the pucks in the retracted position or against housing.
- Disc must be free of dirt and grease for maximum life and brake performance.

- Do not pressurize the Fail Safe Unit above 2000 PSI (137.89 bar) and the service unit above 1500 PSI (103.42 bar).
- WARNING** – Make sure oil being used is compatible with seals provided. Check Model number. If Model number has a suffix "G", seals provided are for automotive brake fluid. If suffix "G" is not present in model number, seals provided are for petroleum based oils (Buna-N).
- When plumbing the fluid system use a minimum amount of pipe thread sealant on joints to prevent sealant from entering the system.



DETAIL (#18): "B" BELLEVILLE SPRING WASHERS STACK
 NOTE: It is critical that the Belleville Spring Washers Stack is re-assembled as shown with washers opposing each other and no "nesting" of washers



Disc Dia.		A		B		C		D	
in	mm	in	mm	in	mm	in	mm	in	mm
6.313	160.4	4.30	109.2	3.45	87.6	3.07	78.0	2.13	54.1
8	203.2	5.17	131.3	4.32	109.7	3.94	100.1	3.00	76.2
10	254.0	6.17	156.7	5.32	135.1	4.94	125.5	4.00	101.6
12	304.8	7.17	182.1	6.32	160.5	5.94	150.9	5.00	127.0
16	406.4	9.26	235.2	8.41	213.6	8.03	204.0	7.09	180.1

Loctite® is a registered trademark of the Loctite Corporation, www.loctite.com.



3800 County Road 116, Hamel, MN 55340
 http://www.Tolomatic.com • Email: Help@Tolomatic.com
 Phone: (763) 478-8000 • Fax: (763) 478-8080 • Toll Free: 1-800-328-2174



Information furnished is believed to be accurate and reliable. However, Tolomatic assumes no responsibility for its use or for any errors that may appear in this document. Tolomatic reserves the right to change the design or operation of the equipment described herein and any associated motion products without notice. Information in this document is subject to change without notice.